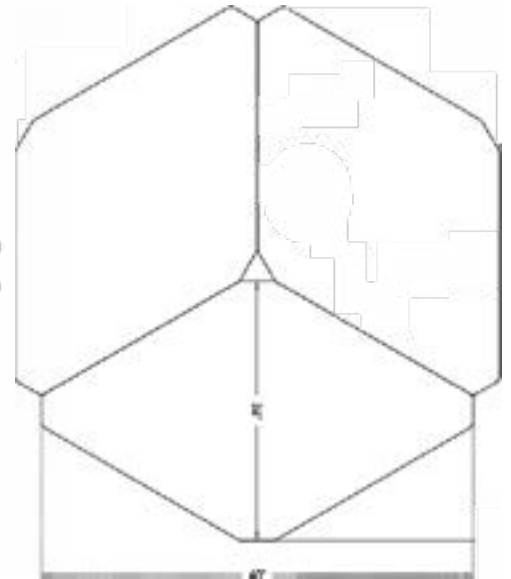
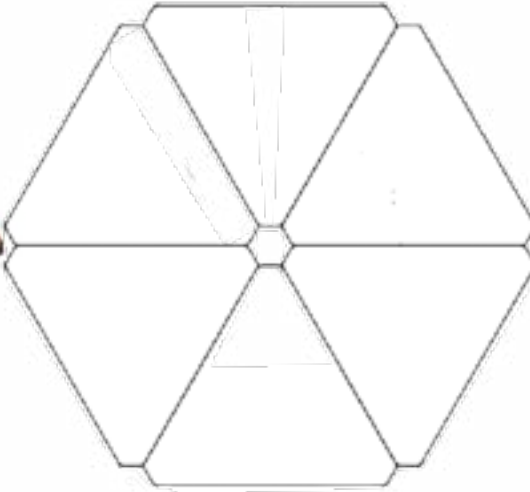




# DIAMOND DESKS



Pictured with  
OLeg and OLegC



## Diamond Desk Specifications

**Leg Mounting Plate:** 12-gauge steel plate, formed with four mounting holes and tumble deburred.

**Leg "V" Support:** .875 x 1.562 Elongated oval laser cut, 14-gauge Cold Rolled High Strength Low Alloy Steel.

**Leg Tube:** .875 x 1.562 Elongated oval laser cut, 14-gauge Cold Rolled High Strength Low Alloy Steel. Minimum 24" of total weld. Unit is chrome plated after all welding is complete. Fixed height unit is available in standard chrome.

**Glide System:** Glide attachment will be a standard internal gripping spring steel umbrella at least 5/8" diameter or larger. The glide will have a ferrule. Glide casing and ferrule shall be constructed of durable case hardened steel; no plastic. The glide will be of full swivel design, silent and firm fitting for positive attachment and retention. All glides must make full level contact with the floor and the maximum swivel angle of the glide shall not be violated. Incorporating our exclusive glide button system available in either nylon, neoprene, steel, or wool felt bottom, pick the right base for the floor surface. Snap on a new base for surface change or wear replacement.

**Wood Core:** 1-1/16" MDF core, medium density. Threaded metal inserts (4-per leg) are factory mounted into the top for receiving leg bolts. Steel tube stretchers are factory attached to all tables 60" or longer.

**Laminate Top:** Laminate top with Armadillo-Edge™ and three-ply construction. High pressure laminate and backer are 'fused' to the MDF base using a glue web formulation that is clean, environmentally safe, and extremely consistent. Spray edge polyurethane and polyurea formulation is durable, long-lasting, and high-performance. Perfect for protecting from abrasion, corrosion and

impact. Designed with the highest chemical equilibrium - softness vs. hardness, toughness vs. longevity, durability vs. impact.

**Laminate:** High-Quality High-Pressure Laminates. Laminate is .030 thick and meets or exceeds LEMA LD3-1980 specifications.

**Backer:** Phenolic backer. Appropriate, .020+ thick, backer sheet is used to balance plies.

**Cartons:** Tops shipped one per carton. Legs shipped separately; two leg set per carton.


**Warranty:**  
● Ten Year Warranty

**Legs:** Sold separately. Available in fixed height and adjustable height. Available with our exclusive glide system or with soft casters. Legs are sold individually to allow for customization of each table. All legs are equipped with backpack/technology hooks. See Page 9 for Leg Options.

### Models:

- ODIA ♦ 33.87" X 29.375"
- ODIASML ♦ 30.5" X 26.4375"
- ODIADBL ♦ 36" X 60"

PLEASE NOTE:  
Desk Orders  
Meeting Volume Quantities  
ALWAYS Have the Option of  
Choosing ANY Standard  
Formica or WilsonArt Laminate at  
NO ADDITIONAL UPCHARGE



STANDARD LAMINATE OPTIONS - SEE PAGE 88.  
SPRAY EDGE - STANDARD BLACK OR GRAPHITE.

OPTIONAL SPRAY EDGE COLORS NO UPCHARGE ON SAME COLORS 50 OR MORE  
- SEE PAGE 88 FOR OPTIONS