

310 FOCUS DESK



310



310DBL54
w/400BXSM



H I G H L I G H T S

- Premium Quality
- Wide Chair Access
- 18 Gauge Legs
- 16 Gauge Inserts
- Lifetime Frame Warranty
- 12" Adjustable Height
- Nine Hard Plastic Top Colors
- Adjustable Glides

310 Student Desk Specifications

Frame: All-tubular frame design with attachment plate, 18 gauge x 1.250" tubing uprights, multiple arc welded into a integral design. 1.250" x 18 gauge tubular cross brace is welded to connect each leg. Minimum 24" of total weld. Frame upper is powder coated after all welding is complete.

Standard Chrome Insert Finish: Chrome is comprised of metal layers (Nickel & Chromium) electrostatically bonded to metal. Our standard is 4-6 mills (25%-50% more than our competitors) of Nickel. Hard-Chrome will not scratch. CASS test per ASTM B 368 - 22 hours harsh tested before rust. Our product is chromed on plate quality tubing after all welding is completed.

Standard Frame Finish: Electrostatically applied powdercoated Textured Powdercoat hides fingerprints and offers superior wear resistance due to the raised surface.

Inserts: 1.125" diameter, nickel/chrome plated tubing with punched holes to receive two adjustment screws per leg. Leg adjustment uses self-tapping locking screws which pass completely through both upper leg and lower insert.

Glides: Four independently adjustable nylon glides. Glide adjust via inside holding metal threaded adapter. The units allows for easy adjustment for inconsistent floors.

Solid Plastic Top: Solid molded thermo-

set plastic. 19" x 26" work surface with smooth molded edges and permanent color throughout thickness. Molded pencil groove. Top is attached using self-tapping screws into twelve uniformly drilled holes.

Laminate Top: Three-ply construction. 20" x 21" x 27" High pressure laminate and backer are 'fused' to the wood core base using a glue web formulation that is clean, environmentally safe, extremely consistent. Thick bull-nosed edging. Top is attached using self-tapping screws into twelve uniformly drilled holes. No pencil groove.

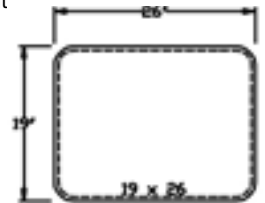
Warranty:

- Limited Lifetime Frame Warranty
- Ten Year Comprehensive Warranty

Samples: Compliance with the specifications and verification of required quality levels may be determined by requesting samples.

Models:

- 310 ♦ Adjustable 22" to 33"
- 310SE ♦ Laminate Top with spray edge
- 311 ♦ Adjustable w/Book box
- 311SE ♦ Laminate Top with spray edge
- 310DBL54SE ♦ 24"x 54" adjustable Two Student

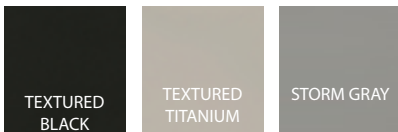


PLEASE NOTE:

Desk Orders

Meeting Volume Quantities
ALWAYS Have the Option of
Choosing ANY Standard
Formica or WilsonArt Laminate at
NO ADDITIONAL UPCHARGE


Standard Powdercoated Frame Colors:



Standard Hard Plastic Top Colors:



Optional Hard Plastic Top Colors:



STANDARD LAMINATE OPTIONS - SEE PAGE 88.
SPRAY EDGE - STANDARD BLACK OR GRAPHITE.

OPTIONAL SPRAY EDGE COLORS NO UPCHARGE ON SAME COLORS 50 OR MORE
- SEE PAGE 88 FOR OPTIONS