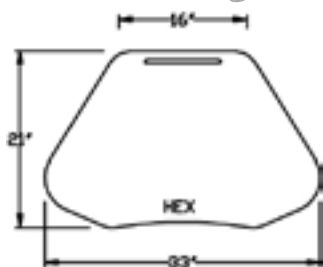


# 330 UNITE6 DESK



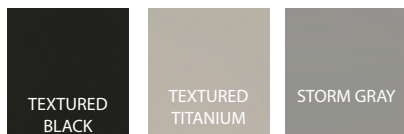
330



PLEASE NOTE:  
Desk Orders

Meeting Volume Quantities  
ALWAYS Have the Option of  
Choosing ANY Standard  
Formica or WilsonArt Laminate at  
NO ADDITIONAL UPCHARGE


Standard  
Powdercoated  
Frame Colors:



Standard Hard  
Plastic Top  
Colors:



Optional Hard  
Plastic Top  
Colors:



## H I G H L I G H T S

- Premium Quality
- Wide Chair Access
- 18 Gauge Legs
- 16 Gauge Inserts
- Lifetime Frame Warranty
- 12" Adjustable Height
- Nine Hard Plastic Top Colors
- Adjustable Glides

### 330 Student Desk Specifications

**Frame:** All-tubular frame design with attachment plate, 18 gauge x 1.250" tubing uprights, multiple arc welded into an integral design. 1.250" x 18 gauge tubular cross brace is welded to connect each leg. Minimum 24" of total weld. Frame upper is powder coated after all welding is complete.

**Standard Chrome Insert Finish:** Chrome is comprised of metal layers (Nickel & Chromium) electrostatically bonded to metal. Our standard is 4-6 mills (25%-50% more than our competitors) of Nickel. Hard-Chromewill not scratch. CASS test per ASTM B 368 - 22 hours harsh tested before rust. Our product is chromed on plateable quality tubing after all welding is completed.



**Standard Frame Finish:** Electrostatically applied powdercoated Textured Powdercoat hides fingerprints and offers superior wear resistance due to the raised surface.

**Inserts:** 1.125" diameter, nickel/chrome plated tubing with punched holes to receive two adjustment screws per leg. Leg adjustment uses self-tapping locking screws which pass completely through both upper leg and lower insert.

**Glides:** Four independently adjustable nylon glides. Glide adjust via inside holding metal threaded adapter. The units allows for easy adjustment for inconsistent floors.

**Solid Plastic Top:** Solid molded thermo-set plastic. 19" x 26" work surface with smooth molded edges and permanent color throughout thickness. Molded pencil groove. Top is attached using self-tapping screws into twelve uniformly drilled holes.

**Warranty:**

- Limited Lifetime Frame Warranty
- Ten Year Comprehensive Warranty

**Samples:** Compliance with the specifications and verification of required quality levels may be determined by requesting samples.

**Models:**

- 330 ♦ Adjustable 22" to 33" , HP top
- 330SE♦ Adjustable 22" to 33", Laminate top with spray edge
- 331 ♦ Adjustable 22" to 33", HP top w/Book box
- 331SE ♦ Adjustable 22" to 33" w/Book box, Laminate top with spray edge



331

STANDARD LAMINATE OPTIONS - SEE PAGE 88.  
SPRAY EDGE - STANDARD BLACK OR GRAPHITE.

OPTIONAL SPRAY EDGE COLORS NO UPCHARGE ON SAME COLORS 50 OR MORE  
- SEE PAGE 88 FOR OPTIONS