

400 APTITUDE OPEN FRONT STUDENT DESK



Our most popular student desk is deep drawn for strength and embossed for added strength, style and durability. Storage space is easily accessible and the 400 series desk is made with the highest quality materials and finishes to provide many years of everyday use while maintaining a new look.



Aptitude™ Open Front Student Desk Specifications

Frame: All-tubular design, 1" diameter, 18-gauge front leg is Mig welded to a 1", 18-gauge U-shaped top support and rear leg. 5/8", 16 gauge tubular U-brace is inserted into punched holes in the rear legs and welded to all four legs. Minimum 5" of total weld. Frame is chrome plated after all welding is complete.

Standard Chrome Finish: Chrome is comprised of metal layers (Nickel & Chromium) electrostatically bonded to metal. Our standard is 4-6 mills (25%-50% more than our competitors) of Nickel. Hard-Chrome will not scratch. CASS test per ASTM B 368 - 22 hours harsh tested before rust. Our product is chromed on plateable quality tubing after all welding is completed.

Inserts: 86" diameter, nickel/chrome plated tubing with punched holes to receive adjusting screws. Leg adjustment uses self-tapping locking screws which pass completely through both upper leg and lower insert.

Book box: Open front: 4-1/2" x 22" x 15" deep, 20-gauge, One Piece, seamless, deep drawn steel box. Die formed pencil groove. Embossed for minimum vibration and maximum strength. Book box is riveted to frame at five points.

Glide System: Glide attachment will be a standard internal gripping spring steel umbrella at least 5/8" diameter or larger. The glide will have a ferrule. Glide casing and ferrule shall be constructed of durable case hardened steel; no plastic. The glide will be of full swivel design, silent and firm fitting for positive attachment and retention. All glides must make full level contact with the floor and the maximum swivel angle of the glide shall not be violated. Incorporating our exclusive glide button system available in either nylon,

neoprene, steel, or wool felt bottom. Pick the right base for the floor surface. Snap on a new base for surface change or wear replacement.



Top: Solid molded thermoset plastic. 18" x 24" x 5/8" with smooth molded edges and permanent color throughout thickness. Pencil groove. Top is attached using self-tapping screws into seven uniformly drilled holes.

Warranty:

- Limited lifetime frame warranty
- Ten Year Comprehensive Warranty

Cartons: Fully Assembled and shipped two per carton.

Models:

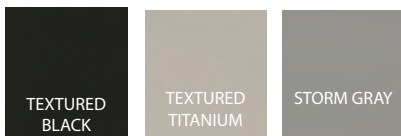
- 400•23-1/2"-29-1/2" Adjustable at 1" Increments.
- 400SE•Laminate top with spray edge
- 409•29-1/2" Fixed Heights
- 409SE•Laminate top with spray edge



Bumper Mold Edge Available On This Item Upon Request.

PLEASE NOTE:
Desk Orders Meeting Volume Quantities ALWAYS Have the Option of Choosing ANY Standard Formica or WilsonArt Laminate at NO ADDITIONAL UPCHARGE

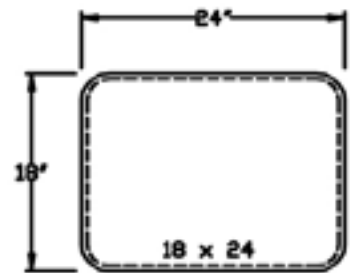

Standard Powdercoated Box Colors:



Standard Hard Plastic Top Colors:



Optional Hard Plastic Top Colors:



STANDARD LAMINATE OPTIONS - SEE PAGE 88.

SPRAY EDGE - STANDARD BLACK OR GRAPHITE.

OPTIONAL SPRAY EDGE COLORS NO UPCHARGE ON SAME COLORS 50 OR MORE - SEE PAGE 88 FOR OPTIONS

