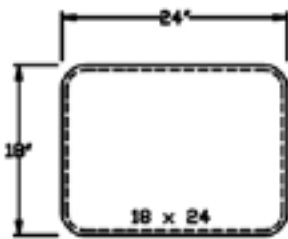


400V APTITUDE OPEN FRONT STUDENT DESK



PLEASE NOTE:
Desk Orders Meeting Volume Quantities ALWAYS Have the Option of Choosing ANY Standard Formica or WilsonArt Laminate at NO ADDITIONAL UPCHARGE

Aptitude™ 400V Open Front Student Desk Specifications

Frame: 1-1/8" diameter, 18-gauge legs are robotically welded together with two brackets of 13-gauge die-formed steel, integrally tying all tube parts for maximum structural integrity. Minimum 12" inches of total weld. Frame made entirely with colled-rolled, plateable quality steel insuring a quality finish application.

Standard Frame Finish: Electrostatically applied powdercoated Minitex Black and Titanium are standard. Textured Powdercoat hides fingerprints and offers superior wear resistance due to the raised surface.


Chrome Inserts: .995" diameter, nickel/chrome plated 16ga tubing with punched holes to receive adjusting screws. Leg adjustment uses self-tapping locking screws which pass completely through both upper leg and lower insert. Chrome is comprised of metal layers (Nickel & Chromium) electrostatically bonded to metal. Our standard is 4-6 mills (25%-50% more than our competitors) of Nickel—it will not scratch.

Book box: Open front: 4-1/2" x 22" x 15" deep, 20-gauge, One Piece, seamless, deep drawn steel box. Die formed pencil groove. Embossed for minimum vibration and maximum strength.

Glide System: Glide attachment will be a standard internal gripping spring steel umbrella at least 5/8" diameter or larger. The glide will have a ferrule. Glide casing and ferrule shall be constructed of durable case hardened steel; no plastic. The glide will be of full swivel design, silent and firm fitting for positive attachment and retention. All glides must make full level contact with the floor and the maximum swivel angle of the glide shall



not be violated. Incorporating our exclusive glide button system available in either nylon, neoprene, steel, or wool felt bottom. Pick the right base for the floor surface. Snap on a new base for surface change or wear replacement.



Top: Solid molded thermoset plastic. 18" x 24" x 5/8" with smooth molded edges and permanent color throughout thickness. Pencil groove. Top is attached using self-tapping screws into seven uniformly drilled holes.

Warranty:

- Limited lifetime frame warranty
- 10 Year Comprehensive Warranty

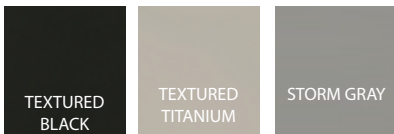
Cartons: Shipped two per carton.

Models:

- 400V • 22"-32" Adjustable at 1" Increments. HP top.
- 400VSE • Laminate top W/ spray edge




Standard Powdercoated Frame Colors:



Standard Hard Plastic Top Colors:



Optional Hard Plastic Top Colors:



STANDARD LAMINATE OPTIONS - SEE PAGE 88.

SPRAY EDGE - STANDARD BLACK OR GRAPHITE.

OPTIONAL SPRAY EDGE COLORS NO UPCHARGE ON SAME COLORS 50 OR MORE - SEE PAGE 88 FOR OPTIONS

